


METALLI EXPLORATION AND MINING

HAMDALLAYE ACI 2000

BAMAKO - MALI



SP Keita

CONSULTING GROUP SARL

Assistance - Strategie & Organisation d'Entreprise

IMMEUBLE MAKADJI Missira RUE ALQOODS B.P : 660 TEL. : 66 72 27 24 * 76 49 07 35

RC : Ma Bko 2003 A 1404


Metalli Exploration And Mining
BAMAKO

Exercice Closed on the 31-03-2022

Réf.	ASSETS	Exercice 2022			Exercice 2021
		Gross	Amort.& Prov.	Net	Net
	FIXED ASSETS (1)				
AA	Capitalized expenses				
AX	Administration Fees			-	
AY					
AC	Bond redemption premiums				
AD	Fixed assets	278 792		278 792	1 008 512
AE	Research and Development Expenses	-		-	
AF	Patent, License, Software	-		-	
AG	Commercial Fund	-		-	
AH	Other Intangible assets	-		-	
AI	Other non current assets	835 418 852		835 418 852	835 418 852
AJ	Grounds	-		-	
AK	Buildings	-	-	-	
AL	Fixtures and fittings	-	-	-	
AM	Equipment	-	-	-	
AN	Transportation equipment	-	-	-	
AP	Advances and deposits paid on Capital	-		-	
AQ				-	
AR	Intangible assets				
AS	Equity	39 897 220		39 897 220	67 633 950
AW	Other Financial Assesed	-		-	
	(1) including H.A.O: Gross/Net.			-	-
AZ	TOTAL ASSETS PREEZES (I)	875 594 864	-	875 594 864	904 061 314
	CURRENT ASSETS				
BA	Current Assesed H.A.O.				
BB	Stocks				
BC	Goods			-	
BD	Raw materials and other supplies			-	
BE	On going			-	
BF	Manufactured Goods			-	
BG	Receivables and assimilated jobs				
BH	Supplies, Advances paid			-	
BI	Clients			-	
BJ	Other receivables	68 883 950		68 883 950	14 423 129
BK	TOTAL CURRENT ASSETS (II)	68 883 950	-	68 883 950	14 423 129
	TREASURY - ASSET				
BQ	Investment Bond			-	
BR	Values to Cash			-	
BS	Bank, Postal Checks, Cash desk	31 245 467		31 245 467	795 106
BT	TOTAL CASH - ASSET (III)	31 245 467	-	31 245 467	795 106
BU	Currency Conversion adjustments - Assets (V) (Probable Exchange Loss)			-	
BZ	GRAND TOTAL (I+II+III+IV)	975 724 281	-	975 724 281	919 279 549

Signature: P. Keuwa


Réf.	PASSIF	Exercices	
		2 022	2 021
	CAPITAL RESOURCES AND TREATED		
CA	Capital	1 000 000	1 000 000
CB	Credit card not called capital Shareholders		
CC			
CD	Premiums Contribution, Issue, Fusion		
CE	adjustrments of reevaluation		
CF	Reserves Unavailable		
CG	Free Reserves		
CH	Retained	-	-
CI	Net Indome for Fiscal Year (+ Profit or loss-)	-	-
CK	Other equity		
CL	Investment Grants		
CM	Provision Regulated and Similar Fund		
CP	SHAREHOLDERS PRORES (1)	1 000 000	1 000 000
	DEBT AND SIMILAR RESOURCES (1)		
DA	Loans	974 286 781	917 842 049
DB	Leasing Debts and Similar Contracts	437 500	437 500
DC	Financial Debts Various		
DD	Financial Provisions for risks and charges		
DE	(1) Including H.A.O. :.....		
DF	TOTAL FINANCIAL LIABILITIES (II)	974 724 281	918 279 549
DG	TOTAL RESOURCES STABLE (I+II)	975 724 281	919 279 549
	CURRENT LIABILITIES		
DH	Circulating Liabilities and Resources Assimilated H.A.O		
DI	Clients, Advances Received		
DJ	Operating Supplies		
DK	Tax Debts		
DL	Social Debt		
DM	Other liabilities		
DN	provisioned Risks		
DP	TOTAL CURRENT LIABILITIES (III)	-	-
	CASH - LIABILITIES		
DQ	Banks, Credit Discount		
DR	Banks, Cash Credit		
DS	Banks, overdrafts		
DT	TOTAL CASH - LIABILITIES (IV)	-	-
DV	Conersion differences - Liabilities (Likely Gain Change) (V)		
DZ	TOTAL GENERAL (I+II+III+IV+V)	975 724 281	919 279 549



SPKouati

Exercice Closed on the 31-03-2022


Réf.	CHARGES	Exercices	
		2 022	2 021
	OPERATING ACTIVITIES		
RA	goods Purchases	-	-
RB	Change in inventories + or (Gross margin on goods see TG)		
RC	Purchases of raw materials and related supplies		
RD	Change in inventories + or (Gross margin on materials see TG)		
RE	Other purchases	-	
RH	Change in inventories + or		
RI	Transports	2 640 000	
RJ	Outside services	19 240 000	13 620 000
RK	Taxes		
RL	Other expenses (See Value added TN)		
RP	Personnel expenses (1) (1) Including staff Exterior /	17 287 500	57 176 500
RQ	(see Gross peratong surplus TQ)		
RS	Depreciation, amortization and provisions	-	
RW	Total operating expenses (See Operating income TX)	39 167 500	70 796 500
	FINANCIAL ACTIVITIES		
SA	Financial expenses	-	39 051 940
SC	Exchange losses	-	
SD	Dotaion, amortization and provisions	729 720	711 896
SF	Total financial charges (See Financial result UG)	729 720	39 763 836
SH	Total expenses from ordinary activities (Result from ordinary activities see UI)	39 897 220	110 560 336
	NOT PRDINARY ACTIVITIES (H.A.O.)		
SK	Book value of assef disposals		
SL	Charges H.A.O.		
SM	Depreciation H.A.O.		
SO	Total expenses H.A.O. (Result H.A.O. see UP)		-
SQ	Employee participation		
SR	Income Taxes		
SS	Total participation and taxes	-	-
ST	TOTAL EXPENSES (See Net income UZ)	39 897 220	110 560 336



SP Keita

Exercice Closed on the 31-03-2022

Réf.	Assets Liabilities Charges Products	Exercices	
		2 022	2 021
	OPERATING ACTIVITIES		
TA	Sales of goods	-	-
TB	(Gross margin on goods see TB)		
TC	Sales of manufactured products		
TD	works, services sold		
TE	Production TE stored (or déskockage)		
TF	capitalized		
TG	Gross margin on materials		
TH	Products Accessories		-
TI	REVENUES (1) (TA+TC+TD+TH)/..... (1) whose export		
TK	Operating Grant		-
TL	Other		-
TN	Added value	- 21 880 000	- 13 620 000
TQ	Gross operating surplus	- 39 167 500	- 70 796 500
TS	Reversals		
TT	Transfer of charges		
TW	Total revenue	-	-
TX	Operating profit Profit +; Loss	- 39 167 500	- 109 848 440
	FINANCIAL ACTIVITIES		
SA	Financial income		
SC	Exchange gains		
SD	Reversals		
	Transfer of charges		
UF	Total financial income	-	-
UG	Financial result (+ou-)		
UH	Total revenue	-	-
UI	profit from ordinary activities (1) (+ ou -)	- 39 897 220	- 110 560 336
UJ	Dont corresponding tax...../..... NOT ORDINARY ACTIVITIES (H.A.O.)		
UK	Products disposals of assets		
UL	Products H.A.O.		
UM	Reversals H.A.O.		
UN	Expense transfers		
UO	Total Products H.A.O.	-	-
UP	Result H.A.O.		
UT	GRAND TOTAL	-	-
UZ	Earnings Profit (+); Loss (-)	- 39 897 220	- 110 560 336



Depreciation Working

FIXED ASSETS

Schedule 5

Particulars	GROSS BLOCK				Depreciations Year Wise										NET BLOCK
	As At 1-Jan-14	Additions	Deductions For the Year	As at 31-Mar-22	As at 31-Mar-21	As at 31-Mar-20	As at 31-Mar-19	As at 31-Mar-18	As at 31-Mar-17	As at 31-Mar-16	As at 31-Mar-15	As At 31-Mar-22			
Air Conditions	225 000	-	214 838	24 384	24 384,00	24 384,00	24 384,00	24 384,00	30 480,00	28 688,00	33 750	10 162			
Air Conditions	690 000	-	658 867	74 788	74 788,00	74 782,00	74 780,00	74 780,00	93 474,00	87 975,00	103 500	31 133			
Camera	110 870	-	105 866	12 016	12 016,00	12 016,00	12 016,00	12 016,00	15 020,00	14 136,00	16 630,00	5 004			
Diesel Tank (Office Equip)	425 000	-	405 812	46 060	46 060,00	46 060,00	46 060,00	46 060,00	57 574,00	54 188,00	63 750,00	19 188			
Estwing Geological Hammer	54 600	-	52 127	5 916	5 916,00	5 916,00	5 916,00	5 916,00	7 396,00	6 961,00	8 190,00	2 473			
Fan	68 000	-	64 922	7 368	7 368,00	7 368,00	7 368,00	7 368,00	9 212,00	8 670,00	10 200,00	3 078			
Folding Packet Lans	50 400	-	48 134	5 464	5 464,00	5 464,00	5 464,00	5 464,00	6 828,00	6 426,00	7 560,00	2 266			
Furniture & Fixtures	2 485 000	-	2 372 787	269 312	269 312,00	269 312,00	269 312,00	269 312,00	336 640,00	316 837,00	372 750,00	112 213			
GPS	394 500	-	394 500	60 576	42 752	42 752	42 752	42 752	53 442	50 299	59 175	-			
Laptop (Computers)	456 300	-	456 300	48 124	48 124,00	48 124,00	64 168,00	64 168,00	80 209,00	85 556,00	114 075,00	-			
Mobile	162 500	-	162 500	17 137	17 137,00	22 852,00	22 852,00	22 852,00	28 565,00	30 469,00	40 625,00	-			
Refridgerator	350 000	-	334 199	37 932	37 932,00	37 932,00	37 932,00	37 932,00	47 414,00	44 625,00	52 500,00	15 801			
Safe	220 000	-	210 074	23 844	23 844,00	23 844,00	23 844,00	23 844,00	29 804,00	28 050,00	33 000,00	9 926			
Sample Room (Building)	1 379 000	-	1 316 723	149 448	149 448,00	149 448,00	149 448,00	149 448,00	186 811,00	175 822,00	206 850,00	62 277			
SUNTO MC2 Compass	63 200	-	60 339	6 848	6 848,00	6 848,00	6 848,00	6 848,00	8 561,00	8 058,00	9 480,00	2 861			
Weighing Machine	53 200	-	50 790	5 764	5 764,00	5 764,00	5 764,00	5 764,00	7 206,00	6 783,00	7 981,00	2 410			
Total	7 187 570	-	6 908 778	711 896	777 151	798 908	798 908	798 908	998 636	953 543	1 140 016	278 792			
Current Year	278 792			1 008 512	1 720 408	2 497 559	3 296 467	4 095 375	5 094 011	6 047 554					

PK